

Chicago Police Department Dashboard

July 8 – July 14, 2024

File created on: 7/15/2024 11:22:35 AM



Chicago Police Department

Date Range
7/8/2024 to 7/14/2024

Last Week Gunfire Metrics

This analysis gives a total count of gunfire incidents from the previous week, ranks each ward by rounds fired, and visually represents gunfire detections across police districts. Larger bubbles on the map indicate more rounds fired.

ShotSpotter Alerts Same Time Last Year
1,000

Avg. Time: First Shot(s) to Publish
00:00:32

ShotSpotter Alerts
655

Rounds Fired
3,256

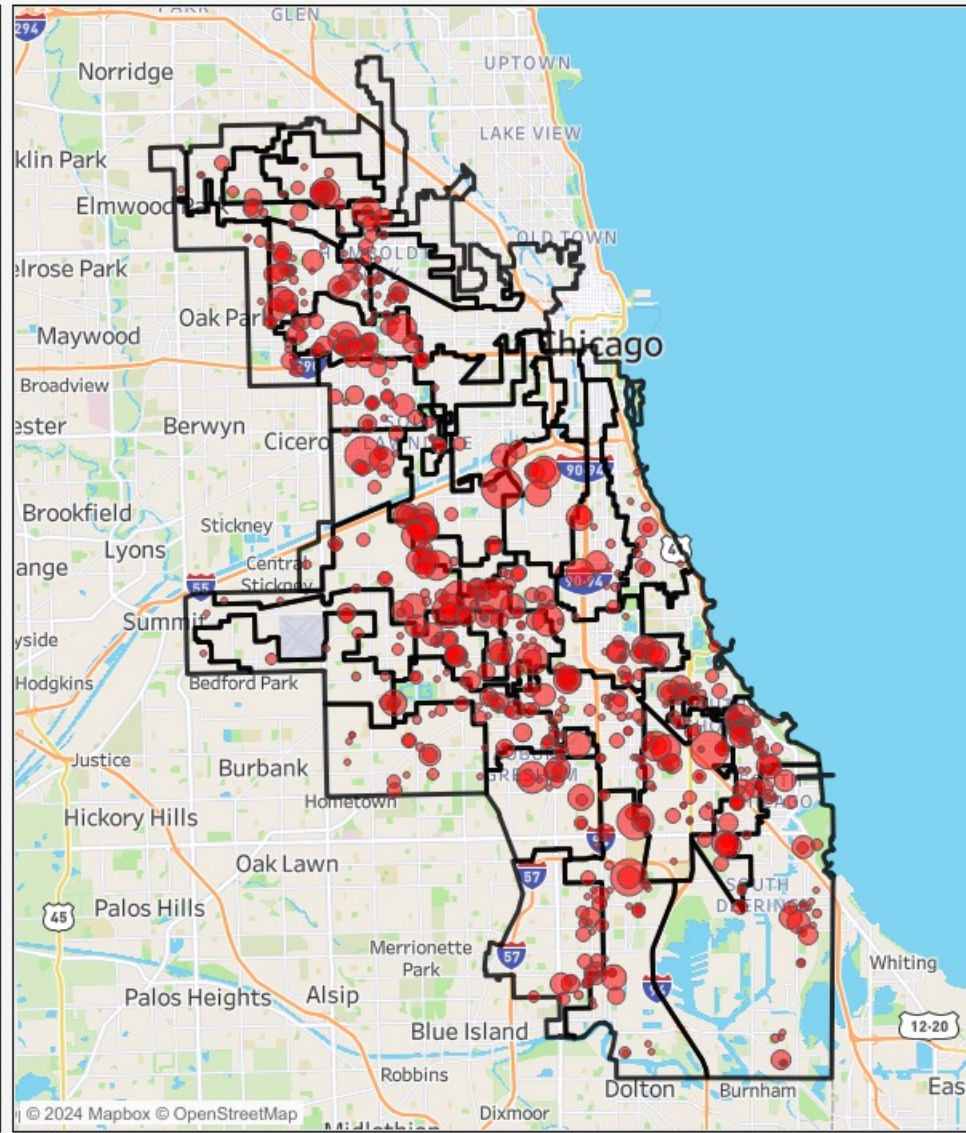
Full Auto
59

High Capacity
80

Possible Drive-By
27

Multiple Shooters
8

| Alderman | Ward | ShotSpotter Alerts | Rounds Fired |
|-----------------------|------|--------------------|--------------|
| Mitchell, Gregory I. | 7 | 67 | 301 |
| Coleman, Stephanie D. | 16 | 39 | 223 |
| Ervin, Jason C. | 28 | 36 | 203 |
| Lopez, Raymond A. | 15 | 20 | 201 |
| Beale, Anthony | 9 | 35 | 176 |
| Taylor, Jeanette B. | 20 | 34 | 175 |
| Harris, Michelle A. | 8 | 37 | 173 |
| Ramirez, Julia M. | 12 | 15 | 164 |
| Mitts, Emma | 37 | 34 | 156 |
| Gutierrez, Jeylu B. | 14 | 21 | 143 |
| Hall, William E. | 6 | 40 | 140 |
| Chico, Peter | 10 | 34 | 120 |
| Moore, David H. | 17 | 29 | 115 |
| Mosley, Ronnie L. | 21 | 14 | 92 |
| Scott, Monique L. | 24 | 21 | 90 |
| Conway, William | 34 | 22 | 88 |
| Rodriguez, Michael D. | 22 | 13 | 81 |
| Lee, Nicole T. | 11 | 6 | 76 |
| Yancy, Desmon C. | 5 | 20 | 73 |
| Cardona, Jr., Felix | 31 | 11 | 69 |
| Dowell, Pat | 3 | 12 | 67 |
| Curtis, Derrick G. | 18 | 19 | 57 |
| Quinn, Marty | 13 | 10 | 46 |
| Robinson, Lamont J. | 4 | 10 | 33 |
| Villegas, Gilbert | 36 | 9 | 32 |
| Ramirez-Rosa, Carlos | 35 | 4 | 32 |
| Burnett, Jr., Walter | 27 | 12 | 31 |
| Taliaferro, Chris | 29 | 12 | 29 |
| Fuentes, Jessica | 26 | 7 | 22 |
| Sigcho-Lopez, Byron | 25 | 2 | 20 |
| Tabares, Silvana | 23 | 5 | 14 |
| Cruz, Ruth | 30 | 4 | 12 |
| La Spata, Daniel | 1 | 1 | 2 |
| Grand Total | | 655 | 3,256 |





Chicago Police Department

Weekly Gunfire

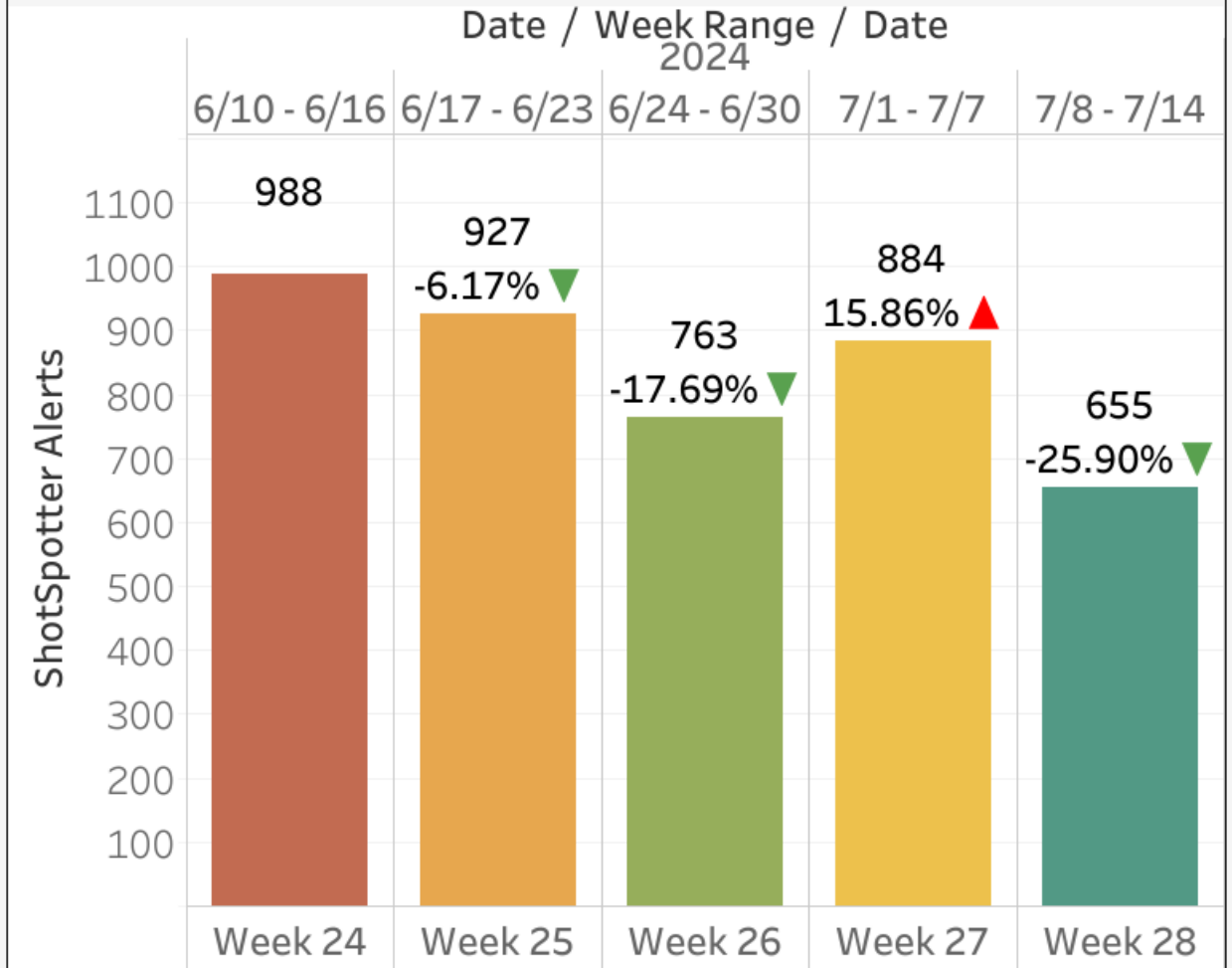
Current Week is Excluded

Date
6/10/2024 to 7/21/2024

In this analysis, we examine the last five full weeks, comparing the number and percentage of changes from the previous week. Additionally, we rank the total incidents by ward for all these ..

| Alderman | Ward | ShotSpotter Alerts | Rounds Fired |
|-----------------------|------|--------------------|---------------|
| Mitchell, Gregory I. | 7 | 293 | 1,125 |
| Taylor, Jeanette B. | 20 | 264 | 1,541 |
| Scott, Monique L. | 24 | 242 | 1,091 |
| Hall, William E. | 6 | 231 | 950 |
| Coleman, Stephanie D. | 16 | 227 | 1,091 |
| Harris, Michelle A. | 8 | 223 | 829 |
| Ervin, Jason C. | 28 | 220 | 1,164 |
| Moore, David H. | 17 | 211 | 860 |
| Beale, Anthony | 9 | 197 | 844 |
| Mitts, Emma | 37 | 194 | 719 |
| Chico, Peter | 10 | 192 | 836 |
| Lopez, Raymond A. | 15 | 190 | 1,013 |
| Conway, William | 34 | 153 | 604 |
| Curtis, Derrick G. | 18 | 124 | 383 |
| Taliaferro, Chris | 29 | 122 | 415 |
| Gutierrez, Jeylu B. | 14 | 112 | 596 |
| Mosley, Ronnie L. | 21 | 111 | 466 |
| Yancy, Desmon C. | 5 | 107 | 318 |
| Dowell, Pat | 3 | 102 | 636 |
| Rodriguez, Michael D. | 22 | 100 | 524 |
| Burnett, Jr., Walter | 27 | 91 | 399 |
| Ramirez, Julia M. | 12 | 90 | 557 |
| Cardona, Jr., Felix | 31 | 62 | 249 |
| Tabares, Silvana | 23 | 61 | 147 |
| Quinn, Marty | 13 | 61 | 215 |
| Villegas, Gilbert | 36 | 53 | 139 |
| Robinson, Lamont J. | 4 | 53 | 272 |
| Cruz, Ruth | 30 | 35 | 121 |
| Fuentes, Jessica | 26 | 33 | 155 |
| Lee, Nicole T. | 11 | 29 | 266 |
| Ramirez-Rosa, Carlos | 35 | 17 | 63 |
| Sigcho-Lopez, Byron | 25 | 14 | 62 |
| La Spata, Daniel | 1 | 3 | 13 |
| Grand Total | | 4,217 | 18,663 |

Week Change





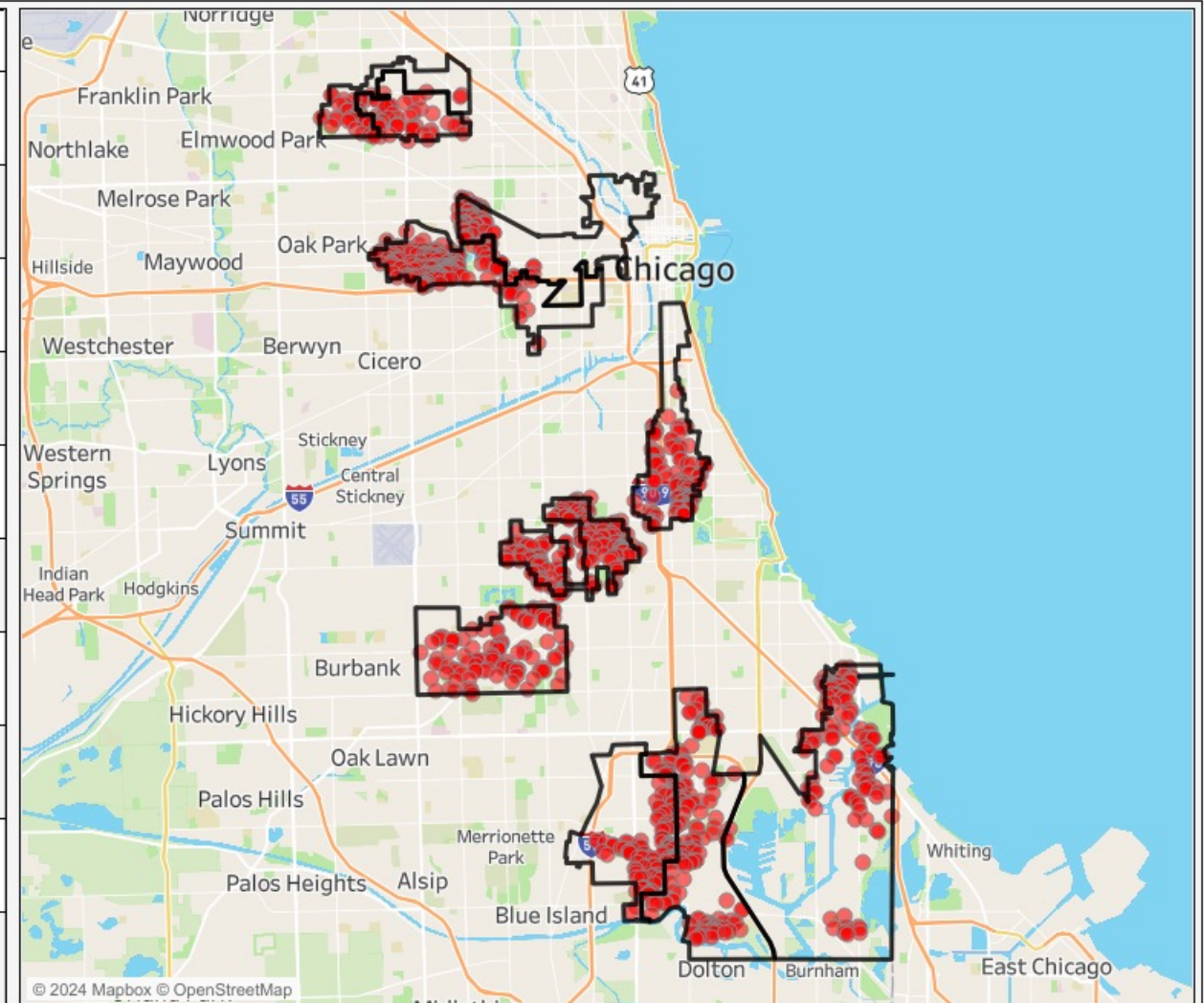
Chicago Police Department

Last Month's Gunfire by Top 10 Wards

Date
6/1/2024 to 6/30/2024

This analysis gives a total count of gunfire incidents from the previous month, ranks each ward by rounds fired.

| Alderman & Ward | ShotSpotter Alerts | Rounds Fired |
|---------------------------|--------------------|--------------|
| Ervin, Jason C., 28 | 226 | 1,146 |
| Coleman, Stephanie D., 16 | 223 | 911 |
| Beale, Anthony, 9 | 180 | 652 |
| Chico, Peter, 10 | 128 | 569 |
| Conway, William, 34 | 117 | 478 |
| Dowell, Pat, 3 | 116 | 890 |
| Curtis, Derrick G., 18 | 112 | 397 |
| Burnett, Jr., Walter, 27 | 83 | 435 |
| Cardona, Jr., Felix, 31 | 53 | 184 |
| Cruz, Ruth, 30 | 36 | 116 |





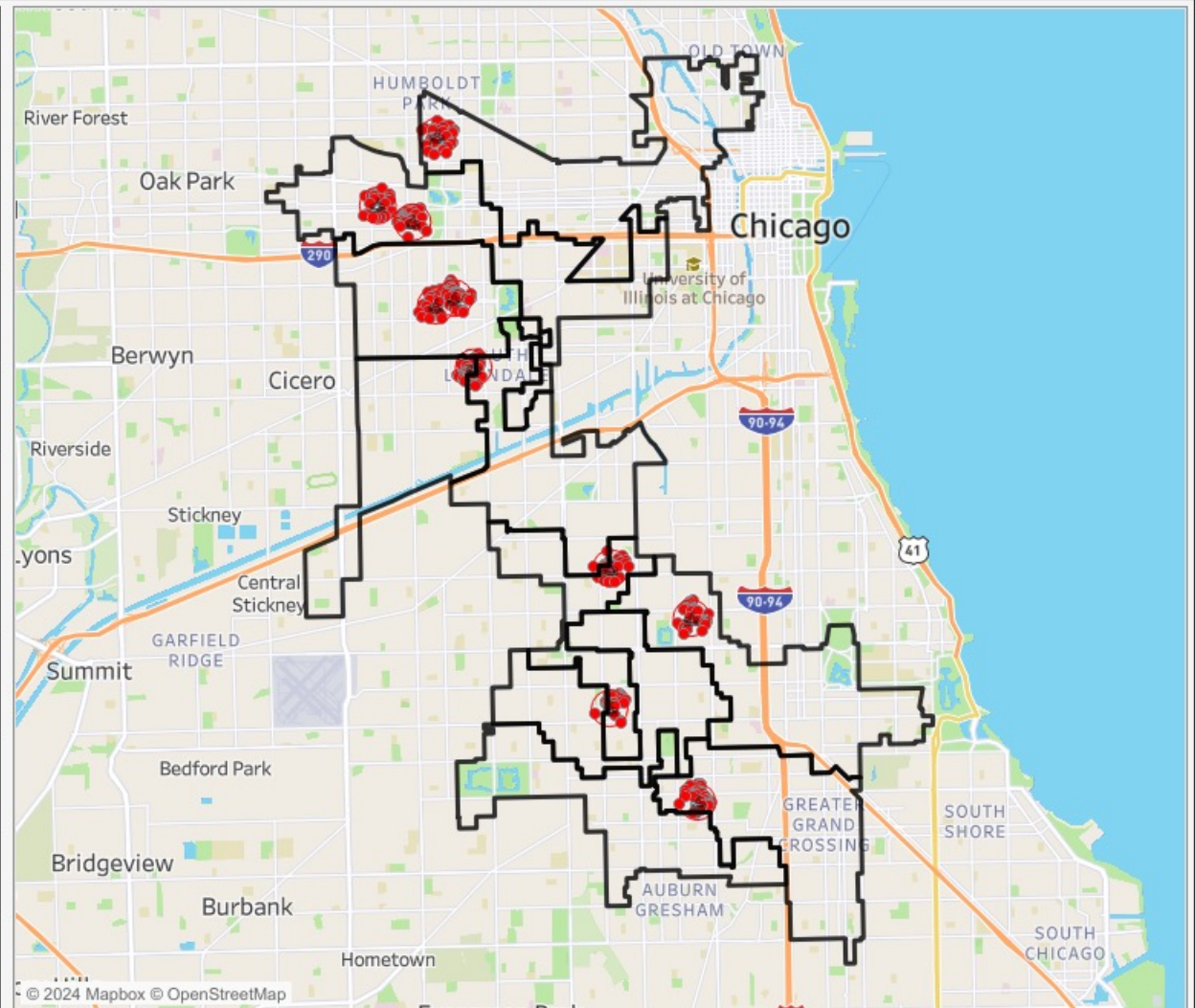
Chicago Police Department

Last Month Gunfire by Top 10 Schools

This analysis gives a total count of gunfire incidents from the previous week, ranks the top 10 Wards, Schools with a 1/4 of a mile buffer, and outdoor gunfire detected on park properties.

| | |
|----------|-----------------------|
| Date | 6/1/2024 to 6/30/2024 |
| Alderman | All |
| Ward | All |

| School Name | ShotSpotter Aler.. | Rounds Fired |
|---------------------------------|--------------------|--------------|
| Lindblom Math & Science Acad .. | 46 | 122 |
| Lawndale Elem Community Aca.. | 39 | 186 |
| Melody Elem School | 37 | 283 |
| Excel Academy - Englewood HS | 35 | 229 |
| Farragut Career Academy HS | 34 | 243 |
| Lara Elem Academy | 33 | 175 |
| Sherman Elem School | 32 | 197 |
| Noble St Chtr-Rowe-Clark MS A.. | 30 | 133 |
| Legal Prep Academy Charter HS | 30 | 225 |
| Herzl Elem School | 30 | 93 |





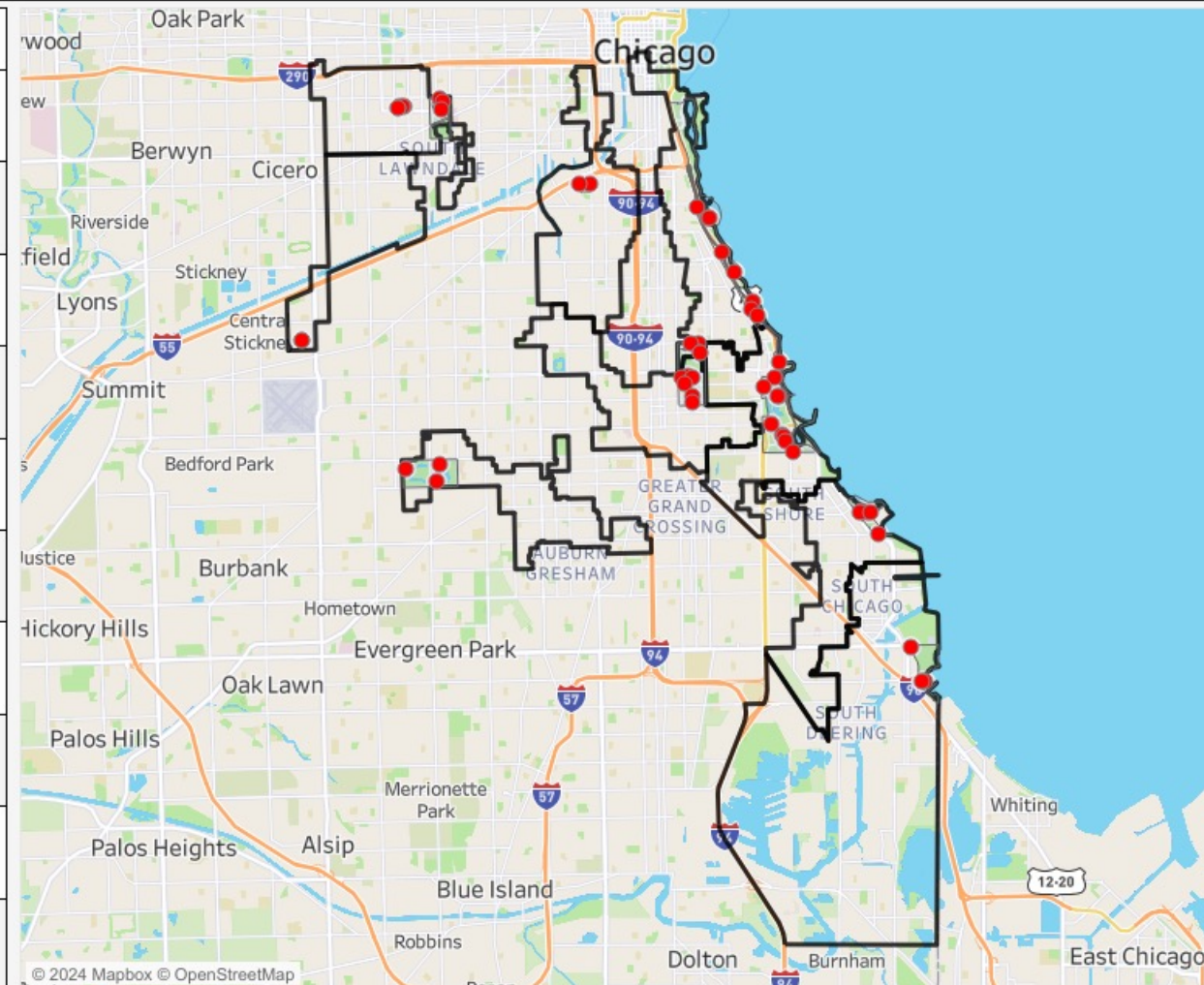
Chicago Police Department

Last Month's Gunfire by Top 10 Parks

This analysis gives a total count of gunfire incidents from the previous week, ranks the top 10 Wards, Schools with a 1/4 of a mile buffer, and outdoor gunfire detected on park properties.

| |
|--------------------------------------|
| Date 6/1/2024 to 6/30/2024 |
| Alderman All |
| Ward All |

| Park Name | ShotSpotter Alerts | Rounds Fired |
|------------------------------|--------------------|--------------|
| WASHINGTON (GEORGE) | 10 | 36 |
| BURNHAM (DANIEL) | 10 | 52 |
| JACKSON (ANDREW) | 9 | 22 |
| RAINBOW BEACH | 5 | 5 |
| PARK NO. 534 | 5 | 13 |
| CALUMET | 4 | 9 |
| MARQUETTE (JACQUES) | 3 | 19 |
| DOUGLASS (ANNA & FREDERIC..) | 3 | 40 |
| VITTUM (HARRIET ELIZABETH) | 2 | 3 |
| PALMISANO (HENRY) | 2 | 14 |





Chicago Police Department

Full Auto by Top 10 Ward

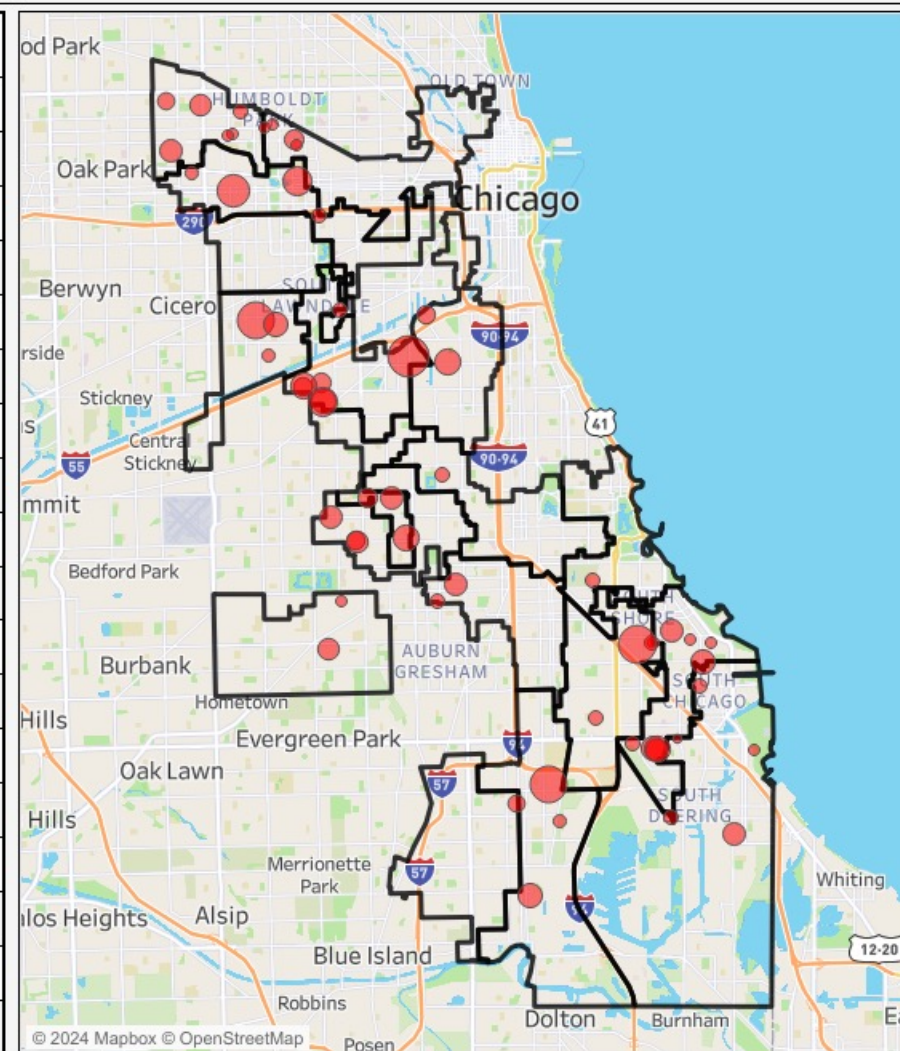
This analysis gives a total count of tagged fully automatic gunfire incidents from the previous week, ranks each ward by rounds fired, and visually represents gunfire detections across police districts. Larger bubbles on the map indicate more rounds fired.

Date
7/8/2024 to 7/14/2024

Alderman
All

Ward
All

| Alderman & Ward | ShotSpotter Alerts | Rounds Fired |
|---------------------------|--------------------|--------------|
| Mitchell, Gregory I., 7 | 9 | 85 |
| Ramirez, Julia M., 12 | 6 | 108 |
| Mitts, Emma, 37 | 6 | 41 |
| Harris, Michelle A., 8 | 4 | 47 |
| Ervin, Jason C., 28 | 4 | 55 |
| Chico, Peter, 10 | 4 | 24 |
| Burnett, Jr., Walter, 27 | 4 | 18 |
| Rodriguez, Michael D., 22 | 3 | 50 |
| Lopez, Raymond A., 15 | 3 | 39 |
| Coleman, Stephanie D., 16 | 3 | 31 |
| Beale, Anthony, 9 | 3 | 48 |
| Lee, Nicole T., 11 | 2 | 24 |
| Hall, William E., 6 | 2 | 17 |
| Curtis, Derrick G., 18 | 2 | 14 |
| Yancy, Desmon C., 5 | 1 | 6 |
| Taylor, Jeanette B., 20 | 1 | 6 |
| Scott, Monique L., 24 | 1 | 6 |
| Conway, William, 34 | 1 | 7 |





Chicago Police Department

Year-Over-Year Gunfire

Current Month is Excluded

Date
1/1/2023 to 12/31/2024

This analysis examines year-over-year changes in gunfire detections, showing both numerical and percentage changes. We compare each full month to the same month last year and rank wards by the total number of ShotSpotter Alerts for the selected years.

| Alderman | Ward | ShotSpotter Alerts | Rounds Fired |
|-----------------------|------|--------------------|----------------|
| Mitchell, Gregory I. | 7 | 4,459 | 17,135 |
| Harris, Michelle A. | 8 | 3,946 | 15,192 |
| Hall, William E. | 6 | 3,859 | 16,619 |
| Taylor, Jeanette B. | 20 | 3,858 | 23,941 |
| Coleman, Stephanie D. | 16 | 3,696 | 17,692 |
| Moore, David H. | 17 | 3,489 | 15,045 |
| Beale, Anthony | 9 | 3,485 | 15,214 |
| Scott, Monique L. | 24 | 3,417 | 14,525 |
| Ervin, Jason C. | 28 | 3,070 | 13,756 |
| Chico, Peter | 10 | 2,818 | 11,921 |
| Mitts, Emma | 37 | 2,529 | 9,572 |
| Conway, William | 34 | 2,282 | 9,936 |
| Lopez, Raymond A. | 15 | 2,231 | 16,735 |
| Taliaferro, Chris | 29 | 1,877 | 6,599 |
| Rodriguez, Michael D. | 22 | 1,797 | 7,356 |
| Mosley, Ronnie L. | 21 | 1,792 | 7,759 |
| Curtis, Derrick G. | 18 | 1,672 | 6,756 |
| Gutierrez, Jeylu B. | 14 | 1,648 | 9,097 |
| Yancy, Desmon C. | 5 | 1,513 | 5,587 |
| Ramirez, Julia M. | 12 | 1,395 | 9,254 |
| Dowell, Pat | 3 | 1,361 | 8,847 |
| Burnett, Jr., Walter | 27 | 1,160 | 4,816 |
| Tabares, Silvana | 23 | 1,070 | 3,705 |
| Villegas, Gilbert | 36 | 967 | 3,206 |
| Cardona, Jr., Felix | 31 | 818 | 2,403 |
| Quinn, Marty | 13 | 732 | 2,514 |
| Robinson, Lamont J. | 4 | 698 | 2,878 |
| Lee, Nicole T. | 11 | 557 | 4,338 |
| Fuentes, Jessica | 26 | 523 | 2,032 |
| Cruz, Ruth | 30 | 430 | 1,335 |
| Sigcho-Lopez, Byron | 25 | 267 | 1,671 |
| Ramirez-Rosa, Carlos | 35 | 237 | 636 |
| Gardiner, James M. | 45 | 13 | 52 |
| Nugent, Samantha | 39 | 11 | 45 |
| La Spata, Daniel | 1 | 8 | 34 |
| Grand Total | | 63,685 | 288,203 |

